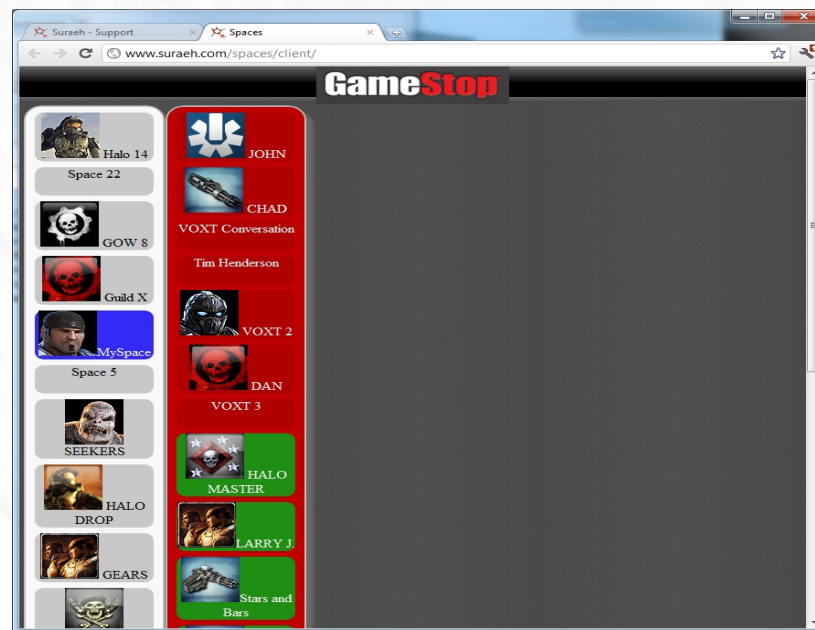


# How to install Suraeh

TODAY with version one

PC / MAC

or Smart Device




# Buy a Suraeh home adapter




- Buy Suraeh adapter



- Plug into network



- Plug in power



- Plug in speaker phone

# For Mobile Device GUI



- On your iPhone, iPad, iTouch, Android or other smart phone use a QR code scanner to scan QR code located on the bottom of the Suraeh adapter.
- Follow the URL Link
- Notice the 9 Digit UserTAG



# For Mobile Device GUI



- Your 9 Digit Suraeh UserTAG from your adapter will be filled in automatically
- Enter Password

AT&T 12:07 PM 97%

Untitled

www.suraeh.com/lev/m. Google

**Suraeh** technology, inc. Log In

**Device** Device

Associate a GUI Suraeh 9 DigitUserTAG

[xxxxxxxx]: 333222333

Edit Associations Password:

Login

Home ♦ Support ♦ Buy

© 2011 Suraeh Technology, Inc. All rights reserved.



# For Mobile Device GUI



- If this is the first time or a new GUI you might be redirected to an Association Screen

- If so a 4 digit key will appear

Simply enter this number into the phone attached to the adapter within 30 seconds.

AT&T 12:07 PM 97%

Untitled

www.suraeh.com/lev/m. Google

**Suraeh** technology, inc. Log In

**Device** Device

Associate a GUI

Suraeh 9 DigitUserTAG

[xxxxxxx]: 33322333

Edit Associations Password:

LogIn

Home ♦ Support ♦ Buy

© 2011 Suraeh Technology, Inc. All rights reserved.

# For Mobile Device GUI

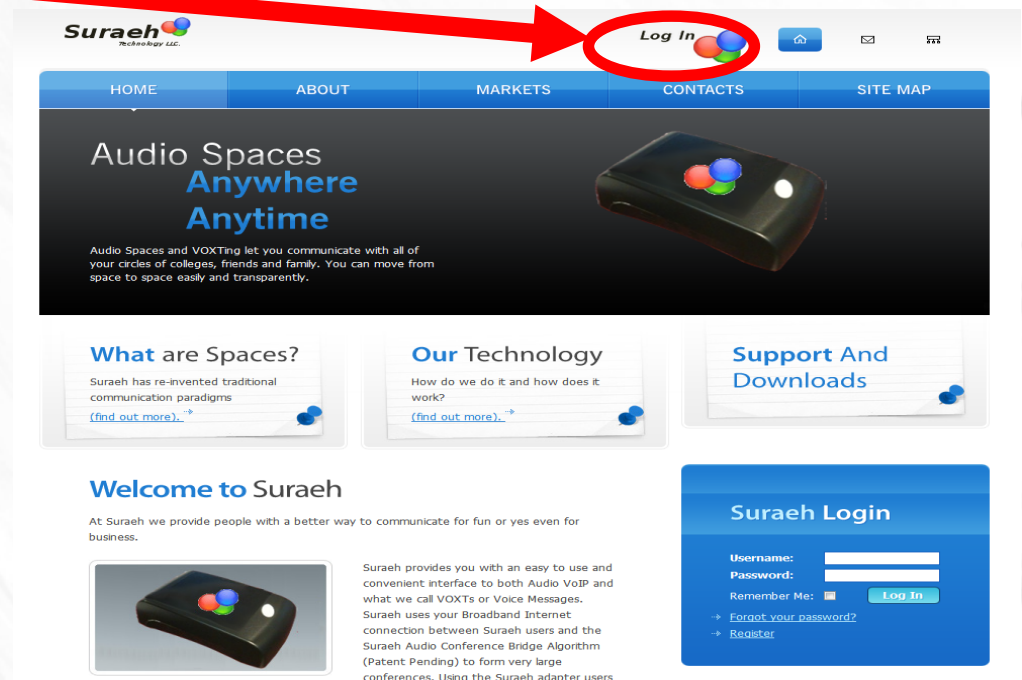


- Once done this GUI will be associated with the adapter and installation is complete.
- You will be logged into your account which might look like this.



# For Desktop Device GUI

- On your Mac or PC browse to suraeh.com
- Click Log In







# For Desktop Device GUI

- If this is the first time or a new GUI you might be redirected to an Association Screen
- If so a 4 digit key will appear
- Simply enter this number into the phone attached to the adapter within 30 seconds.

# For Desktop Device GUI

- Once done this GUI will be associated with the adapter and installation is complete.
- You will be logged into your account which might look like this

